



Welcome to **Raising Raiders** Preschool Readiness

Presented by April Vitiello & Daniella DaCunha



Thank you for joining us! We will begin shortly!



Lincoln School



Spring Garden School



Washington School



Community School



Preschool Learn Time



Also coming soon, our newest location at 777 Bloomfield Ave.



Meet and Greet 9/2/25

What is needed:

PLEASE LABEL ALL PERSONAL ITEMS WITH YOUR CHILD'S NAME.

- Pull-ups (detachable please), and multiple pairs of underwear (**if needed**)
- Change of clothes, including socks (all items labeled in a ziplock bag)
- 1 package of disposable baby wipes
- 1 package of tissues
- 1 cot size sheet (23"x51") & 1 small blanket (no bigger than 23" X 51") in a jumbo sized labeled ziploc bag

[Amazon Link](#)

Rest Cot



Cubby



Jumbo Ziploc bag





1st Day of School

What is needed:

PLEASE LABEL ALL PERSONAL ITEMS WITH YOUR CHILD'S NAME.


- 1 backpack (big enough to hold a folder)
- 1 Folder (labeled with name)
- 1 Lunchbox with a **NUT FREE** breakfast, lunch (if your child is not purchasing breakfast or lunch), snack and drink (water or milk).
- Small stuffed animal for rest time **Please do not send in any additional toys from home**
- Provided name tag on the front your child's shirt
 - Masking tape or painters tape





A Little About Our Program

- Raising Raiders utilizes high-quality, state approved, Creative Curriculum. This is a content-rich and research-based developmentally appropriate program that promotes critical thinking skills for children of diverse backgrounds and skill levels. Inquiry and discovery are the foundations of learning in this curriculum to enhance cognitive, academic learning, and social-emotional knowledge for all learners.





Components of the Day

Arrival	Sets a welcoming tone for the day, to build a caring learning community, and to develop social-emotional skills.
Breakfast, Handwashing, Sign-In,	
Morning Group Meeting	A whole group meeting that sets the tone of the day by providing children with a sense of belonging in a caring learning community; and to develop communication skills as they express their ideas, thoughts and feelings.
Free Choice/Centers	Teachers extend children play and learning in each developmental domain and content area as children explore materials that have been purposefully planned. Teachers practice listening, speaking, and social skills with children, engaging with the individual child's emotional and thinking processes, engage in conversations, expand on language, and introduce new vocabulary or concepts.
Clean-Up	
Small Group	Teachers plan and work with children in small groups every day. Small group experience meet particular instructional goals that include <ul style="list-style-type: none"> • introduction of a new concept or new material • teach a specific skill • encourage conversation and sharing of ideas • extend children's thinking by asking questions and posing new challenges • focus observations on individual children and document what children know and can do *WORKSHEETS ARE NOT DEVELOPMENTALLY APPROPRIATE FOR PRESCHOOLERS
Gross-Motor Time Outdoor or Indoor	Contributes to overall development by giving children experiences to explore all of their senses, practice fine and gross motor skills, develop language and social skills, and begin to appreciate the world around them.



Components of the Day cont'd

Student Lunch	Builds a caring learning community, models respectable manners, positive attitudes towards food/nutrition, and develops social-emotional skills.
Rest Time	Teachers foster the children's love of literacy and promote foundational reading skills by reading aloud to children for both enjoyment and comprehension.
Read Aloud	Teachers foster the children's love of literacy and promote foundational reading skills by reading aloud to children for both enjoyment and comprehension. **Including reading aloud, storytelling, story retelling and repeated read aloud.
Limited Choice Time/Clean-Up Snack Time	Snack is a choice. Teachers continue to work on instructional goals for students in small groups for students needing additional scaffolding, reteach, or extensions for presented concepts.
Large Group Roundup	Reflect on the day's events and provides closure.
Departure	





Other Parts of the Day

Outdoor Time	Children will be going outside daily, weather permitting. Please make sure children are dressed appropriately. Students MUST wear closed toe shoes and sneakers are preferred. As the weather is variable, please be sure to provide a jacket, hat etc. for your student.
Meal Time	Families can access My School Bucks to load funds for breakfast and/or lunch. Preschool students also have the ability to pre-order via the Pomptonian app . This app is separate from My School Bucks. My School Bucks can be found on the Nutley Board of Education Website under the Parents tab/Food Services. Families are also welcome to bring in a NUT FREE breakfast/lunch and snack for their student(s).
Rest Time	We have purchased cots for students in the program. Please send in a cot sheet. If your child has a preferred small blanket and/or small stuffed animal, they are welcome to bring them to school, in a bag. We will send home all personal items weekly on Fridays for laundering. If sheets need to be washed more frequently we will send them home for cleaning. (Please no nap mats, they do not fit in the cubby)



Studies & Celebrations

Beginning of the Year
Buildings
Holiday Week
Pets
Read Across America
Insects
Week of the Young Child
Getting ready for Kindergarten
How can we say thank you to people in our community?
What Jobs can we do at home or at school?

The Creative Curriculum consists of studies throughout the year. Celebrations are the finale to each study unit. Whenever a study ends in the classroom, teachers and children reflect and celebrate the wonderful learning that occurred throughout their investigations of a topic. *We take this opportunity to invite a special adult in the student's life into the classroom to interact with students while they share what they have learned.* Adult participation offers meaningful dialogue to ask children questions, recall what they've learned, share about their work displayed around the room, and much more.



ESi-3 Screening Inventory

Early Screening Inventory-Revised (ESI-3) is a brief assessment procedure designed to identify children who might be at risk for possible learning difficulties or delay. This screening looks at children by quickly sampling their skills across areas of language, reasoning, gross motor, fine motor, and social development.

All new students should be screened within one month of program entry. Parents will be notified prior to screening and a letter needs to go home following screening indicating results:

Refer- Student will be referred to Preschool I&RS (PIRT)

Rescreen- 6-8 weeks later child will be rescreened

OK- Nothing else needs to be done



P.I.R.T.

The **Preschool Intervention and Referral Team (PIRT)** is a school-based, collaborative problem-solving team to collaborate with teachers on intervention strategies for children in the general education setting who evidence learning, behavioral, social-emotional, or health difficulties. Students are identified by teachers through the screening process or the observation of the classroom teacher and Preschool Instructional Coach. Parents can also refer their students to the Preschool Intervention and Referral Services Team.

Preschool Intervention Referral Team may consists of the following:

- Early Childhood Supervisor
- Preschool Intervention Referral Specialist
- Social Work
- Community Parent Involvement Specialist
- Preschool Instructional Coach
- Child Study Team Member



Report Cards & Progress Reporting

Students receive report cards 3 times a year as per the elementary school schedule on the academic calendar (December 12, 2025, March 13, 2025 June 18, 2025).

Report Cards are sent via the TS App.

Parent teacher conferences will be held in November and can be held upon request.

Students with IEPs will also receive progress reports via the parent portal on goals and objectives according to the same timeline as report cards.

Parent Portal: New families will receive an email with username and password via email towards the end of the summer. Teacher assignments will also be available via the portal.

Emergency contact information will be listed here for student pick up. If parents want to edit their emergency contacts they will do so via the portal.

There are also district questions that must be answered (i.e., student media release, etc) and acknowledgement of the parent handbook.



Teaching Strategies Engage App

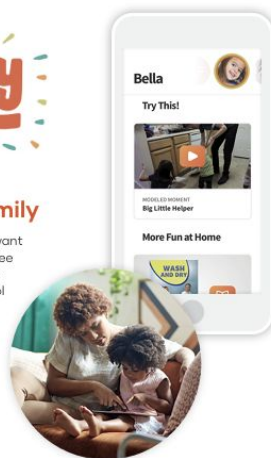
TeachingStrategies®



Introducing Teaching Strategies Family

Family involvement in learning is key to your child's success. We want to help you stay connected and support learning at home. The free **Teaching Strategies Family** app will help you support your child's learning. This tool offers two-way communication between school and home; rich, interactive playlists filled with family-friendly activities you can do with your child; and a digital children's library with over 200 titles.

Get **Teaching Strategies Family** for Free Today



How It Works

After you accept the email or text message invitation, each week you will:

1. Watch videos modeling games and conversations that support what we are learning in school.
2. Do the activities with your child and have fun learning together! Mark "We did this!"
3. Share your experiences and expertise with me as I partner with you in your child's journey!

Watch our video!

Make sure to scan the QR code to the right to learn more about Teaching Strategies Family.



English



Spanish

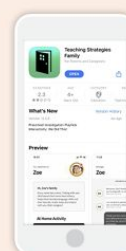
TeachingStrategies®



Accept Your Invitation Today!

You will receive an email that says
"Teaching Strategies Family invitation for the family of [Your Child]."

Registration Is Easy!



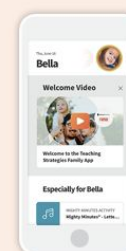
Step 1
Download the free Teaching Strategies Family app.



Step 2
Tap "Get Started Now" in the email or text message invitation to open the app.



Step 3
• Choose your language, set a password, and tap "Create Account."



Step 4
You are in! Now you'll receive playlists and activity ideas.

If you provided your phone number in order to sign up for Teaching Strategies Family, a text message invite will be sent. No other messages will be sent unless you sign up for Teaching Strategies Family and agree to receive important notifications and curated playlists and other informational alerts. If you are not willing to receive this initial text from Teaching Strategies Family, please contact your child's teacher. Message & data rates may apply. Frequency varies.

Having trouble getting started?

Check out the [Teaching Strategies Family support page](#) for resources to help you get connected.



Copyright © 2022 by Teaching Strategies, LLC. All rights reserved. Teaching Strategies, The Creative Curriculum, Ready, Set, Go!, and the open book/open door logo are registered trademarks, and the ATs Plus logo and image of ATs is a trademark of Teaching Strategies, LLC, Bethesda, MD.

TSFA071623



Attendance

Please notify your school by 8:30 a.m.

Location	Phone number and/or email
Nutley Public School Early Childhood Center at Bloomfield Avenue.	(973) 320-8484, Maria Tetto preschool@nutleyschools.org
Spring Garden	(973) 320-8309-absence line (973) 661-8983 (main office)
Washington School	(973) 320-8310- absence line (973) 661-8888 (main office)
Lincoln School	(973)320-8307-absence line (973)320-8883 (main office)
Preschool Learn Time	Attendance can be communicated through the app PROCARE or text the office at (973) 922-0599
Community School	(973) 661-0789



Parent Academies

Throughout the year, information sessions will be provided on various topics related to early education. We invite you to join us to enrich your knowledge of development in the preschool years.

Parent Academies are held virtually. Once the presentation has passed, the video will be available to view online on the Nutley Public Schools website under "Preschool."

Once topics are available for 2025/26 school year, they will be available for you to access here:

<https://www.nutleyschools.org/preschool/parentacademies>

Topics from previous years have included:

- Introduction to Creative Curriculum
 - Attendance as a Key Component of Your Student's Success & Understanding Your Child's Report Card
- Healthy Habits for Preschool Aged Children
- Positive Behavior Supports: Supporting Emotional Regulation
- Speech & Adaptive Skills
- Preschool Mental Health
- Community Resources
- Kindergarten Readiness
- Preschool Readiness



Early Childhood Advisory Council E.C.A.C.

Early childhood advisory council or “ECAC” means an advisory group of community stakeholders interested in the education and welfare of children in preschool through grade three that is convened by the school district (*N.J.A.C.6A:13A-1.2*).

The purpose of ECAC is to review preschool program implementation of high-quality programs, serve as advisory support for the local school district’s preschool program, and support transition as children move from preschool through grade three.



Community Needs Assessment





Things to come...

- **Parent Handbook:** This handbook provides essential information for students, parents, and staff, covering the educational philosophy, curriculum, enrollment requirements, and registration procedures. It includes policies on attendance, immunizations, medical issues, and daily schedules, as well as guidelines for arrival, dismissal, meals, rest time, and dress code. It details early childhood screening, special education support, and academic schedules, along with opportunities for parent involvement, report cards, and support staff roles. The handbook also highlights important dates in the district calendar and information on school spirit wear. This will be accessed via the parent portal towards the end of August. Please provide acknowledgement.
- **Location information:** We aim to communicate building locations by the end of June. This information will be sent via email.



Things to come...

- **Extended day:** Currently, extended day is available at Community School, Preschool Learn Time and the new district location on Bloomfield Avenue. While extended day is not part of the program and not guaranteed, we will do our best to accommodate requests for this additional service. Please connect with the providers for their fee structure and Antoinette Frannicola at ajfrannicola@nutleyschools.org for the district fee structure.
- **Teacher information:** Will be provided via the parent portal at the end of the summer.
- **Meet and Greet:** This is an opportunity to meet the teacher and view the classroom prior to the first day of school. This will take place on 9/2/25, times will be shared via email.



Thanks!

Do you have any questions?

April Vitiello Supervisor of Early Childhood	avitiello@nutleyschools.org
Maria Tetto Early Childhood Administrative Assistant	preschool@nutleyschools.org
Daniella Jernick Social Worker Community Parent Involvement Specialist (CPIS)	djernick@nutleyschools.org
Daniella DaCunha Preschool Instructional Coach (PIC)	ddacunha@nutleyschools.org
Nicole Pacchini Nurse	npacchini@nutleyschools.org